










## Incucyte® Live-Cell Analysis System Reagents and Consumables




Use Incucyte® Reagents and Consumables with your live-cell analysis system for a turnkey solution to a broad range of cell health, movement, function, and other applications. Improve efficiency while maintaining cell

health with Incucyte Reagents that are non-perturbing to cell proliferation and morphology. Find your solution to meet your application needs!

### Apoptosis & Cytotoxicity



Product	Color	Quantity	Compatibility	Cat. No.
Incucyte® Annexin V Green Dye		One vial: 100 tests	SX1, S3, SX5	4642
Incucyte® Annexin V Red Dye		One vial: 100 tests	SX1, S3, SX5 (Green/Red Optical Module)	4641
Incucyte® Annexin V NIR Dye		One vial: 100 tests	S3 (Orange/NIR Optical Module), SX5	4768
Incucyte® Annexin V Orange Dye		One vial: 100 tests	S3 (Orange/NIR Optical Module), SX5	4759
Incucyte® Caspase-3/7 Green Dye		One vial: 20 µL	SX1, S3, SX5	4440
Incucyte® Caspase-3/7 Red Dye		One vial: 20 µL	SX1, S3, SX5 (Green/Red Optical Module)	4704
Incucyte® Cytotox Green Dye		Five vials: 5 µL each	SX1, S3, SX5	4633
Incucyte® Cytotox Red Dye		Five vials: 5 µL each	SX1, S3, SX5 (Green/Red Optical Module)	4632
Incucyte® Cytotox NIR Dye		One vial: 100 µL	S3 (Orange/NIR Optical Module), SX5	4846

### Proliferation & Cell Cycle










Product	Color	Quantity	Compatibility	Cat. No.
Incucyte® Nuclight Green Lentivirus (puro)		One vial: 0.2 mL	SX1, S3, SX5	4624
		One vial: 0.6 mL		4475
Incucyte® Nuclight Green Lentivirus (bleo)		One vial: 0.2 mL	SX1, S3, SX5	4626
		One vial: 0.6 mL		4477
Incucyte® Nuclight Red Lentivirus (puro)		One vial: 0.2 mL	SX1, S3, SX5 (Green/Red Optical Module)	4625
		One vial: 0.6 mL		4476
Incucyte® Nuclight Red Lentivirus (bleo)		One vial: 0.2 mL	SX1, S3, SX5 (Green/Red Optical Module)	4627
		One vial: 0.6 mL		4478
Incucyte® Nuclight Orange Lentivirus (puro)		One vial: 0.2 mL	S3 (Orange/NIR Optical Module), SX5	4771
Incucyte® Nuclight NIR Lentivirus (puro)		One vial: 0.2 mL	S3 (Orange/NIR Optical Module), SX5	4805
Incucyte® Nuclight Rapid Red Dye		One vial: 50 µL	SX1, S3, SX5 (Green/Red Optical Module)	4717
Incucyte® Nuclight Rapid NIR Dye		One vial: 50 µL	S3 (Orange/NIR Optical Module), SX5	4804
Incucyte® Cell Cycle Green/Red Lentivirus (puro)		One vial: 0.6 mL	SX1, S3, SX5 (Green/Red Optical Module)	4779
Incucyte® Cell Cycle Green/Orange Lentivirus (puro)		One vial: 0.6 mL	SX5	4809

\*Pre-labeled Nuclight cell lines are also available for purchase. Please visit [www.sartorius.com/incucyte-shop](http://www.sartorius.com/incucyte-shop) for more information

## Spheroid

Product	Color	Quantity	Compatibility	Cat. No.
Incucyte® Cytolight Green Lentivirus (puro)		One vial: 0.6 mL	SX1, S3, SX5	4481
Incucyte® Cytolight Red Lentivirus (puro)		One vial: 0.6 mL	SX1, S3, SX5 (Green/Red Optical Module)	4482

## Immune Cell Killing, Activation & Proliferation

Product	Color	Quantity	Compatibility	Cat. No.
Incucyte® Annexin V Green Dye		One vial: 100 tests	SX1, S3, SX5	4642
Incucyte® Annexin V Red Dye		One vial: 100 tests	SX1, S3, SX5 (Green/Red Optical Module)	4641
Incucyte® Annexin V NIR Dye		One vial: 100 tests	S3 (Orange/NIR Optical Module), SX5	4768
Incucyte® Annexin V Orange Dye		One vial: 100 tests	S3 (Orange/NIR Optical Module), SX5	4759
Incucyte® Caspase-3/7 Green Dye		One vial: 20 µL	SX1, S3, SX5	4440
Incucyte® Caspase-3/7 Red Dye		One vial: 20 µL	SX1, S3, SX5 (Green/Red Optical Module)	4704
Incucyte® Cytolight Rapid Green Dye		One vial: 15 µg	SX1, S3, SX5	4705
Incucyte® Cytolight Rapid Red Dye		Five vials: 50 µg	SX1, S3, SX5 (Green/Red Optical Module)	4706
Incucyte® Cytolight Rapid Orange Dye		One vial: 1 mg	S3 (Orange/NIR Optical Module), SX5	4839





## Scratch Wound Cell Migration & Invasion

Product	Quantity	Compatibility	Cat. No.
Incucyte® Imagelock 96-well Plates	50 plates	SX1, S3, SX5	BA-04857
	10 plates		BA-04856
Incucyte® 96-well Woundmaker Tool	One wounder	SX1, S3, SX5	4563
Incucyte® Cell Migration Kit	One kit	SX1, S3, SX5	BA-04858
Incucyte® Cell Invasion Accessories	One kit	SX1, S3, SX5	4444

## Chemotaxis

Product	Quantity	Compatibility	Cat. No.
Incucyte® Clearview 96-well Plates	1 plate	SX1, S3, SX5	4582
	10 plates		4648
	50 plates		4599
Incucyte® Clearview 96-well Reservoir Plates	10 plates	SX1, S3, SX5	4600
	100 plates		4601

## Immunocytochemistry

Product	Color	Quantity	Compatibility	Cat. No.
Incucyte® Mouse IgG1 Fabfluor-488 Antibody Labeling Kit		One kit	SX1, S3, SX5	4745
<ul style="list-style-type: none"> <li>■ Incucyte® Mouse IgG1 Fabfluor-488 Dye</li> <li>■ Incucyte® Opti-Green Background Suppressor</li> </ul>				
Incucyte® Mouse IgG2a Fabfluor-488 Antibody Labeling Kit		One kit	SX1, S3, SX5	4743
<ul style="list-style-type: none"> <li>■ Incucyte® Mouse IgG12a Fabfluor-488 Dye</li> <li>■ Incucyte® Opti-Green Background Suppressor</li> </ul>				
Incucyte® Mouse IgG2b Fabfluor-488 Antibody Labeling Kit		One kit	SX1, S3, SX5	4744
<ul style="list-style-type: none"> <li>■ Incucyte® Mouse IgG12b Fabfluor-488 Dye</li> <li>■ Incucyte® Opti-Green Background Suppressor</li> </ul>				
Incucyte® Mouse IgG1 Fabfluor-555 Antibody Labeling Kit		One kit	S3 (Orange/NIR Optical Module), SX5	BA-04873
<ul style="list-style-type: none"> <li>■ Incucyte® Mouse IgG1 Fabfluor-555 Dye</li> <li>■ Incucyte® Opti-Orange Background Suppressor</li> </ul>				

## Immunocytochemistry

Incucyte® Mouse IgG1 Fabfluor-594 Antibody Labeling Dye	■	One vial: 50 µg	SX1, S3, SX5 (Green/Red Optical Module)	4844
Incucyte® Mouse IgG2a Fabfluor-594 Antibody Labeling Dye	■	One vial: 50 µg	SX1, S3, SX5 (Green/Red Optical Module)	BA-04863

## Antibody Internalization

Product	Color	Quantity	Compatibility	Cat. No.
Incucyte® Human Fabfluor-pH Red Antibody Labeling Dye	■	One vial: 50 µg	SX1, S3, SX5 (Green/Red Optical Module)	4722
Incucyte® Human Fabfluor-pH Orange Antibody Labeling Dye	■	One vial: 50 µg	S3 (Orange/NIR Optical Module), SX5	4812
Incucyte® Mouse IgG1 Fabfluor-pH Red Antibody Labeling Dye	■	One vial: 50 µg	SX1, S3, SX5 (Green/Red Optical Module)	4723
Incucyte® Mouse IgG2a Fabfluor-pH Red Antibody Labeling Dye	■	One vial: 50 µg	SX1, S3, SX5 (Green/Red Optical Module)	4750
Incucyte® Mouse IgG2b Fabfluor-pH Red Antibody Labeling Dye	■	One vial: 50 µg	SX1, S3, SX5 (Green/Red Optical Module)	4751
Incucyte® Rat Fabfluor-pH Red Antibody Labeling Dye	■	One vial: 50 µg	SX1, S3, SX5 (Green/Red Optical Module)	4737

## Metabolism

Product	Color	Quantity	Compatibility	Cat. No.
Incucyte® CytoATP Lentivirus Reagent Kit ■ Incucyte® CytoATP Lentivirus ■ Incucyte® CytoATP Non-binding Control Lentivirus (puro)	■	One kit	SX5 (Metabolism)	4772
Incucyte® MMP Orange Reagent Kit ■ MMP Orange Reagent ■ FCCP ■ Oligomycin A	■	One kit	S3 (Orange/NIR Optical Module), SX5	4775
Incucyte® Caspase-3/7 Orange Dye for Metabolism	■	One vial: 20 µL	SX5 (Metabolism)	4776


## Neuronal Activity

Product	Color	Quantity	Compatibility	Cat. No.
Incucyte® Neuroburst Orange Lentivirus	■	One vial: 0.2 mL	S3 (Orange/NIR Optical Module), SX5	4736
Incucyte® Neuroactive Orange Kit	■	One kit	S3 (Orange/NIR Optical Module), SX5	4761









## Neurite Outgrowth: Monoculture & Co-culture

Product	Color	Quantity	Compatibility	Cat. No.
Incucyte® Neurolight Red Lentivirus (Synapsin)	■	Two vials: 0.45 mL each	SX1, S3, SX5 (Green/Red Optical Module)	4807
Incucyte® Neurolight Orange Lentivirus (Synapsin)	■	Two vials: 0.45 mL each	S3 (Orange/NIR Optical Module), SX5	4808
Incucyte® Neuroprime Red Kit	■	One kit	SX1, S3, SX5 (Green/Red Optical Module)	4585
Incucyte® Neuroprime Orange Kit	■	One kit	S3 (Orange/NIR Optical Module), SX5	4760
Incucyte® rCortical Neurons	n/a	One vial: 2 x 10 <sup>6</sup> cells	SX1, S3, SX5	4753
Incucyte® rAstrocytes	n/a	One vial: 2 x 10 <sup>6</sup> cells	SX1, S3, SX5	4586

**NEW! Kinase Activity**

Product	Quantity	Compatibility	Cat. No.
Incucyte® Kinase Akt Green/Red Lentivirus (puro) 	One vial: 0.2 mL	SX1, S3, SX5 (Green/Red Optical Module)	BA-04868

**Phagocytosis**

Product	Color	Quantity	Compatibility	Cat. No.
pHrodo® Red Cell Labeling Kit for Incucyte®		One kit	SX1, S3, SX5 (Green/Red Optical Module)	4649
pHrodo® Orange Cell Labeling Kit for Incucyte®		One kit	S3 (Orange/NIR Optical Module), SX5	4766
pHrodo® Red <i>E. coli</i> Bioparticles® for Incucyte®		One vial: 2 mg	SX1, S3, SX5 (Green/Red Optical Module)	4615
pHrodo® Green <i>E. coli</i> Bioparticles® for Incucyte®		One vial: 2 mg	SX1, S3, SX5	4616
pHrodo® Red Zymosan Bioparticles® for Incucyte®		One vial: 1 mg	SX1, S3, SX5 (Green/Red Optical Module)	4617
pHrodo® Green Zymosan Bioparticles® for Incucyte®		One vial: 1 mg	SX1, S3, SX5	4618
pHrodo® Red <i>S. aureus</i> Bioparticles® for Incucyte®		One vial: 2 mg	SX1, S3, SX5 (Green/Red Optical Module)	4619
pHrodo® Green <i>S. aureus</i> Bioparticles® for Incucyte®		One vial: 2 mg	SX1, S3, SX5	4620

Ordering reagents is now much easier!  
Visit our online store:

**North America**

Sartorius Corporation  
300 West Morgan Road  
Ann Arbor, Michigan 48108  
USA  
Phone +1 734 769 1600

**Europe**

Sartorius UK Ltd.  
Longmead Business Centre  
Blenheim Road  
Epsom  
Surrey, KT19 9QQ  
United Kingdom  
Phone +44 1763 227400

**Asia Pacific**

Sartorius Japan K.K.  
4th Floor, Daiwa Shinagawa North Bldg.  
1-8-11, Kita-Shinagawa 1-chome  
Shinagawa-Ku  
Tokyo 140-0001  
Japan  
Phone +81 3 6478 5202